

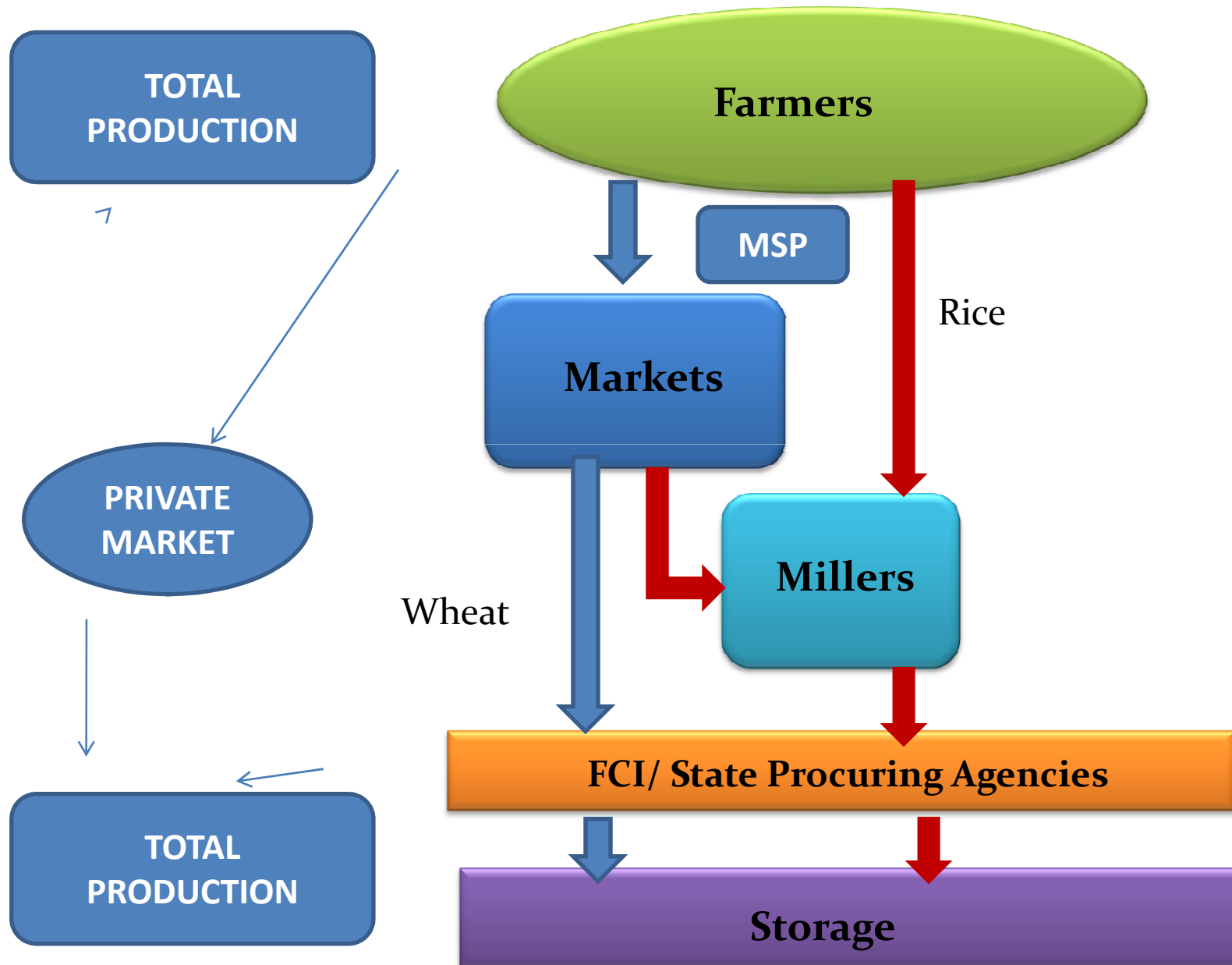


# India

## A case study of Mid Day Meal Scheme

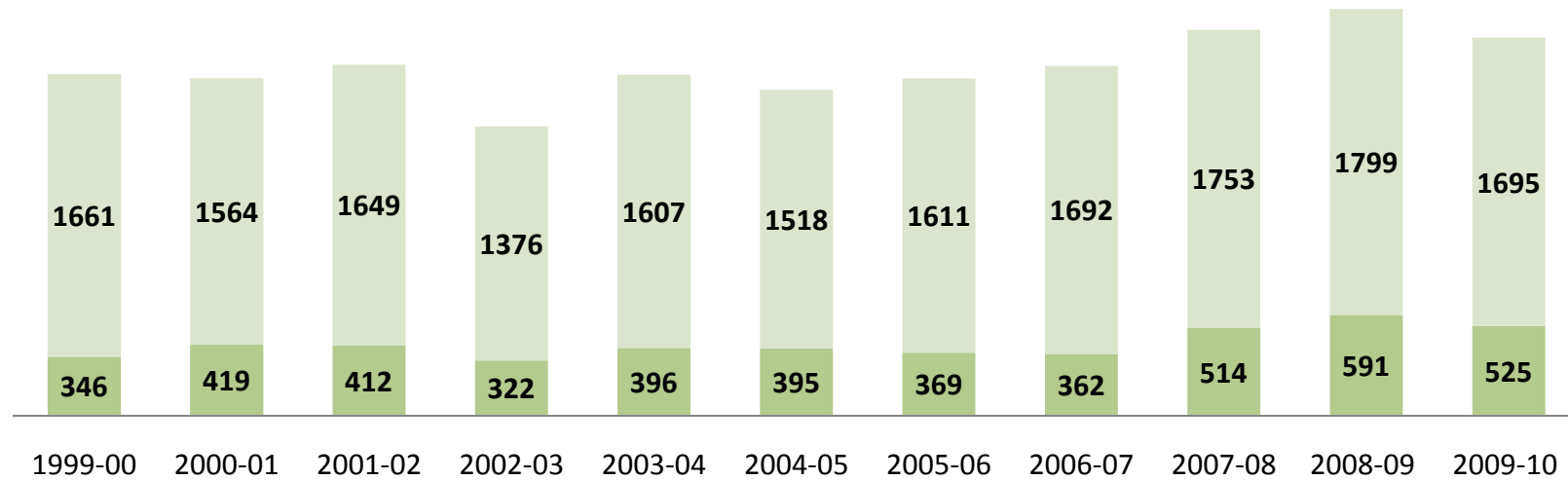
Arvind Kumar  
Joint Secretary, Government of India  
[arvindkumar1991@gmail.com](mailto:arvindkumar1991@gmail.com)

# Procurement Operations

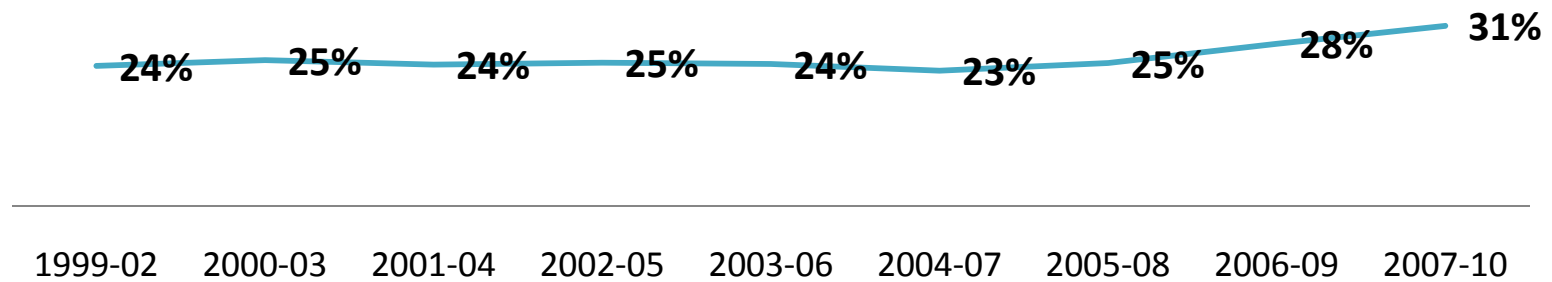


# Production and Procurement (Wheat & Rice)

■ procurement ■ Production



## procurement as % of production



## Procurement – Subsidized Distribution

<b>Scheme</b>	<b>Coverage</b>	<b>Dept</b>	<b>FG (Mn T)</b>
<b>1. Public Distribution System</b>	<b>243 million families</b>	DFPD	<b>48.0</b>
<b>2. Mid Day Meal (schools)</b>	<b>113 millions</b>	HRD	<b>3.0</b>
<b>3. Wheat Based Nutrition Programme (ICDS)</b>	<b>48 million (target 130)</b>	WCD	<b>1.5</b>
<b>4. Nutrition Programme for Adolescent Girls</b>		WCD	<b>2.5</b>
<b>5. Annapoorna Scheme (for aged)</b>		RD	
<b>6. Scheme for Welfare institutions</b>		DFPD	
<b>7. Scheme for SC, ST OBC Hostels</b>		DFPD	
<b>8..Emergency feeding prog Orissa</b>		DFPD	
<b>TOTAL</b>			<b>55.0</b>

## Economic Cost, CIP and Subsidy under TPDS

	<b>Economic Cost (Rs./Qtl.)</b>	<b>CIP (Rs./Qtl.)</b>	<b>Subsidy (Rs./Qtl.)</b>	<b>% Subsidy</b>
<b>WHEAT</b>				
Category				
AAY	1543.93	200	1343.93	87.05
BPL	1543.93	415	1128.93	73.12
APL	1543.93	610	933.93	60.49
<b>RICE</b>				
Category				
AAY	2043.14	300	1743.14	85.32
BPL	2043.14	565	1478.14	72.32
APL	2043.14	830	1213.14	59.38

## Proposed National Food Security Act

- 77 % of the population in 2004-05 classified as 'poor & vulnerable' with a per capita consumption expenditure of less than Rs 20 ( US\$ 0.5)
- A path breaking legislation aimed at **protecting all children, women & men in India from hunger and food deprivation.**
- A guarantee to provide adequate nutrition, derived from the 'right to food' as an aspect of 'Right to Life'

# Proposals under NFSA

- **PDS**

- 35 kg/month/family @ 7 kg /person at highly subsidized rates – 46% rural & 28% urban

- 20 Kg/month/family @ 4 kg @ 0.5 of MSP – 44% in rural and 22% in Urban

- **Maternal & Child support** – universalization of ICDS covering all children in 0-6 age

- Children aged **6 months & up to 3 years**

- Children aged **3-6 years** – one cooked meal

- **MDM**- cover ‘out of school’ children & during holidays too

- **Special group** entitlements – destitute, migrants, homeless & protection from Starvation

## Constitutional Provisions

The Constitution (86<sup>th</sup> amendment) Act 2002 inserted **Art 21 A** to provide **free and fair education to all children in 6-14 age group**.

The Right of Children to **Free & Compulsory** Education (RTE) Act 2009 means that every child has a **right to full time elementary education of satisfactory and equitable quality in a formal school**.

**Right to Food** – proposed National Food Security Act



# & this brings us to MDM scheme

- Mid Day Meal in schools in India – a long history since 1925 (Madras)
- By the mid 1980s , 3 States had universalized a cooked Mid Day Meal Programme with their own resources for Primary schools children
- By 1990-91, 12 States were implementing the mid day meal programme with their own resources
- the National Programme of Nutritional Support to Primary Education (**NP-NSPE**) was launched as a Centrally Sponsored Scheme on 15th August 1995 and been updated since then (2003 & 2008) to include all school going children in **classes I – VIII** in Government, Government aided & Local Body Schools and also madarasas, schools covered under Education Guarantee Scheme (EGS) and Alternative & Innovative Education centers (AIE)

# Objectives – NP-NSPE

(i) Improving the **nutritional status** of children in classes I – V ( & class VI-VIII) in Government, Local Body and Government aided schools, and EGS and AIE centres.

(ii) Encouraging poor children, belonging to disadvantaged sections, to **attend school more regularly** and help them concentrate on classroom activities.

(iii) Providing nutritional support to children of primary stage in **drought-affected areas during summer vacation.**

**Presently covers 113.6 million children (Class I-VIII) in about a million schools**

# Components of Central Assistance

1. Supply of **food grains** (wheat / rice ) @ 100 grams and 150 grams per child
2. Reimburse **actual transportation cost** from food storage point to the School
3. Provide **cooking cost** – pulses, vegetables, oil etc
4. Provide cooked MDM during summer vacation in **drought prone areas**
5. Assistance for construction of **Kitchen-cum- store**
6. **Kitchen utensils/devices** @ US\$ 115
7. Management, Monitoring & Evaluation (MME) @ 2% of total assistance

	<b>Calories &amp; proteins (gms)</b>	<b>450 &amp; 12</b>		<b>700 &amp; 20</b>	
		<b>Quantity /day/child (in grams)</b>			
	<b>Items</b>	<b>Primary</b>	<b>Cost (Rs)</b>	<b>U.P</b>	<b>Cost (Rs)</b>
<b>1</b>	<b>Food Grains (wheat /rice)</b>	<b>100</b>	<b>2.08</b>	<b>150</b>	<b>3.10</b>
<b>2</b>	<b>Pulses</b>	<b>20</b>	<b>3.84</b>	<b>30</b>	<b>4.40</b>
<b>3</b>	<b>Vegetables</b>	<b>50</b>		<b>75</b>	
<b>4</b>	<b>Oil &amp; Fat</b>	<b>5</b>		<b>7.5</b>	
<b>5</b>	<b>Salt &amp; Condiments</b>	<b>As per need</b>		<b>As per need</b>	
			<b>5.92</b>		<b>7.50</b>
			<b>US\$ 4 pm</b>		<b>US\$ 5.13 pm</b>

## Recurring cost at GoI level .....(estimates)

	No. of Children ( April, 11)	Total Cost (US\$ )
<b>Class I –V (Primary)</b>	<b>79,688,935</b>	<b>3.08 billions*</b>
<b>Class VI-VIII (Upper P)</b>	<b>33,915,360</b>	<b>1.73 billions **</b>
<b>Total coverage</b>	<b>113,604,295</b>	<b>5.81 billions</b>

\* 250 working days

\*\* 265 working days

US \$ = Rs 44

$79688935 * 5.92 * 250 / 44 = 2.68 \text{ billions} + .4 \text{ billion (transportation)} = 3.08 \text{ billions}$  & likewise for upper primary children

Broad category of function	Specific activity	Activity Mapping							
		MHRD	State Government	Local self-governments				SMC/V EC	SHG, NGO, NYK youth Group, PTA/MTA
				Panchayati Raj Institutions			Urban Local Bodies		
				District level	Intermediate level	Village level			
Policies/ Norms Standards	National norms	████████							
	Standards for nutritional content	████████							
	Preparation of State Norms of expenditure		████████						
	Formulating hygiene and safety specifications		████████						
	Eligibility of Voluntary agencies			████████			████████		
	Indicative menus				████████		████████		
	Design of kitchen cum store				████████		████████		

Broad category of function	Specific activity	Activity Mapping							
		MHRD	State Government	Local self-governments				SMC/V EC	SHG, NGO, NYK youth Group, PTA/MTA
				Panchayati Raj Institutions			Urban Local Bodies		
				District level	Intermediate level	Village level			
Planning and Operations	Formulation of AWP&B		■						
	Food-grain: Lifting			■			■		
	Food-grain: Transportation			■			■		
	Other Consumables: Procurement					■	■		
	Other consumables: Transportation					■	■		
	Fund Release	■	■			■			
	Menu Planning					■	■	■	■
	Cooking, serving and ancillary activities					■	■	■	■
	Information, Education and Communication activities		■	■	■	■	■		

Broad category of function	Specific activity	Activity Mapping							
		MHRD	State Government	Local self-governments				SMC/V EC	SHG, NGO, NYK youth Group, PTA/MTA
				Panchayati Raj Institutions			Urban Local Bodies		
				District level	Intermediate level	Village level			
Asset Creation	Construction of Kitchen cum store					■	■		
	Procurement of kitchen devices					■	■		
Monitoring and Evaluation	Reporting	■	■	■	■	■	■		
	Quality of MDM served/ Social Audit at local level.					■	■	■	
	Programme and Impact Parameters (Annexure 12)	■	■	■	■	■	■	■	
	Studies	■	■	■					



# Who implements

## **Implementing Agencies :**

- Women Self Help Groups
- Reputed NGOs
- Charitable Trusts
- School Management Committees

## **Cook-cum-Helpers :**

- Honorarium of Rs.1000/- per month paid to them.

## NGOs & Charitable Trusts in Andhra Pradesh State

<b>Area of Coverage</b>	<b>Implementing agency</b>	<b>No. of Schools being covered</b>	<b>No. of children being covered</b>
Hyderabad	Naandi Foundation	1017	179654
Visakhapatnam (Urban)	Naandi Foundation	147	47496
	Akshya Patra Foundation, Bangalore	7	5394
East Godavari	ISKCON	40	20000
	Buddavarapu Charitable Trust	120	25000
Chittoor	ISKCON	377	38610
	Sri.Kalahasti Devasthanam Trust	32	3563
Kadapa	ISKCON	118	16000
Anathapur	Sri Narayana Reddy Trust	32	6500
Medak	Akshaya Patra Foundation, Bangalore	188	32405
	Total	2119	338852

# Monitoring

## Committees to monitor the MDM Programme

<b>Level</b>	<b>Committee</b>	<b>Frequency of Meeting</b>
<b>National</b>	<b>1. The National level Steering cum Monitoring Committee 2. Program Approval Board (PAB)</b>	<b>Quarterly</b>
<b>State</b>	<b>The State level Steering cum Monitoring Committee</b>	<b>Quarterly</b>
<b>District</b>	<b>The District level Committee</b>	<b>Monthly</b>
<b>Municipal</b>	<b>The Municipal Committee</b>	<b>Monthly</b>
<b>Block</b>	<b>The Mandal Level Committee</b>	<b>Fortnightly</b>
<b>Village</b>	<b>Panchayat level Sub Committee</b>	<b>Day to day functioning of the implementing of the scheme</b>
<b>School</b>	<b>School Education Committee</b>	<b>Monthly and as when it is required</b>

# Emerging Issues

- **Inter-Ministerial coordination-**

Ministry of Health & FW, Women & Child Development, Rural Development , Food & Public Distribution

- Strengthening of the Management, Monitoring and Evaluation
- Transportation Cost
- Construction of Kitchen-cum-stores
- Transparency
- Training .
- Grievance Redressal Mechanism

# Advantages & learnings

- **Uniformity** in norms & standards of feeding
- **Assured supply** to all the schools
- **Government owns** it up
- **Sustainable** & it makes sense politically!
- **Tradeoff** between investing now in future & staggered spending by Individual families of a much higher magnitude in future

Thank you

[arvindkumar1991@gmail.com](mailto:arvindkumar1991@gmail.com)